

## KEY FACTS

### Investment Objective

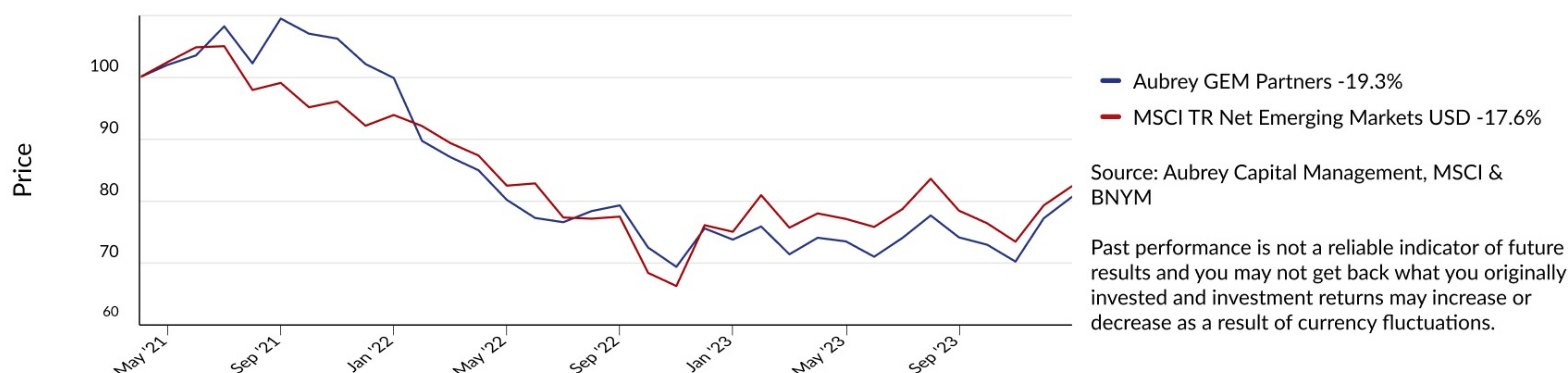
The Fund's objective is to generate investment returns by investing solely in companies that are entirely focused on the growth in consumption and services in emerging markets. The portfolio provides exposure to this philosophy through active stock picking based on a fundamental bottom-up approach with disciplined analytics and an awareness of macro factors. The focus is on growth companies, which are domiciled, or carrying out the main part of their economic activity, in an emerging market country. The Fund is suitable for investors seeking long term capital appreciation.

### Fund Information

<b>FUND TYPE</b>	Commingled Fund	<b>INCEPTION DATE</b>	1st April 2021
<b>LEGAL FORM</b>	Limited Partnership	<b>FUND SIZE</b>	US \$47.3m
<b>CUSTODIAN</b>	The Bank of New York Mellon	<b>STRATEGY SIZE</b>	US \$522.9m
<b>ADMINISTRATOR</b>	The Bank of New York Mellon	<b>INDEX</b>	MSCI TR Net Emerging Markets USD
<b>AUDITOR</b>	Grant Thornton	<b>PRICING FREQUENCY</b>	Monthly
<b>DOMICILE</b>	Delaware, USA	<b>FUND MANAGERS</b>	Andrew Dalrymple, John Ewart, Rob Brewis

## NET PERFORMANCE

NET PERFORMANCE % AS AT 31/12/2023	1M	3M	6M	YTD	1Y	INCEPTION
Aubrey GEMs Partners LP	4.5	10.6	9.0	9.4	9.4	-19.3
MSCI TR Net Emerging Markets USD	3.9	7.9	4.7	9.8	9.8	-17.6



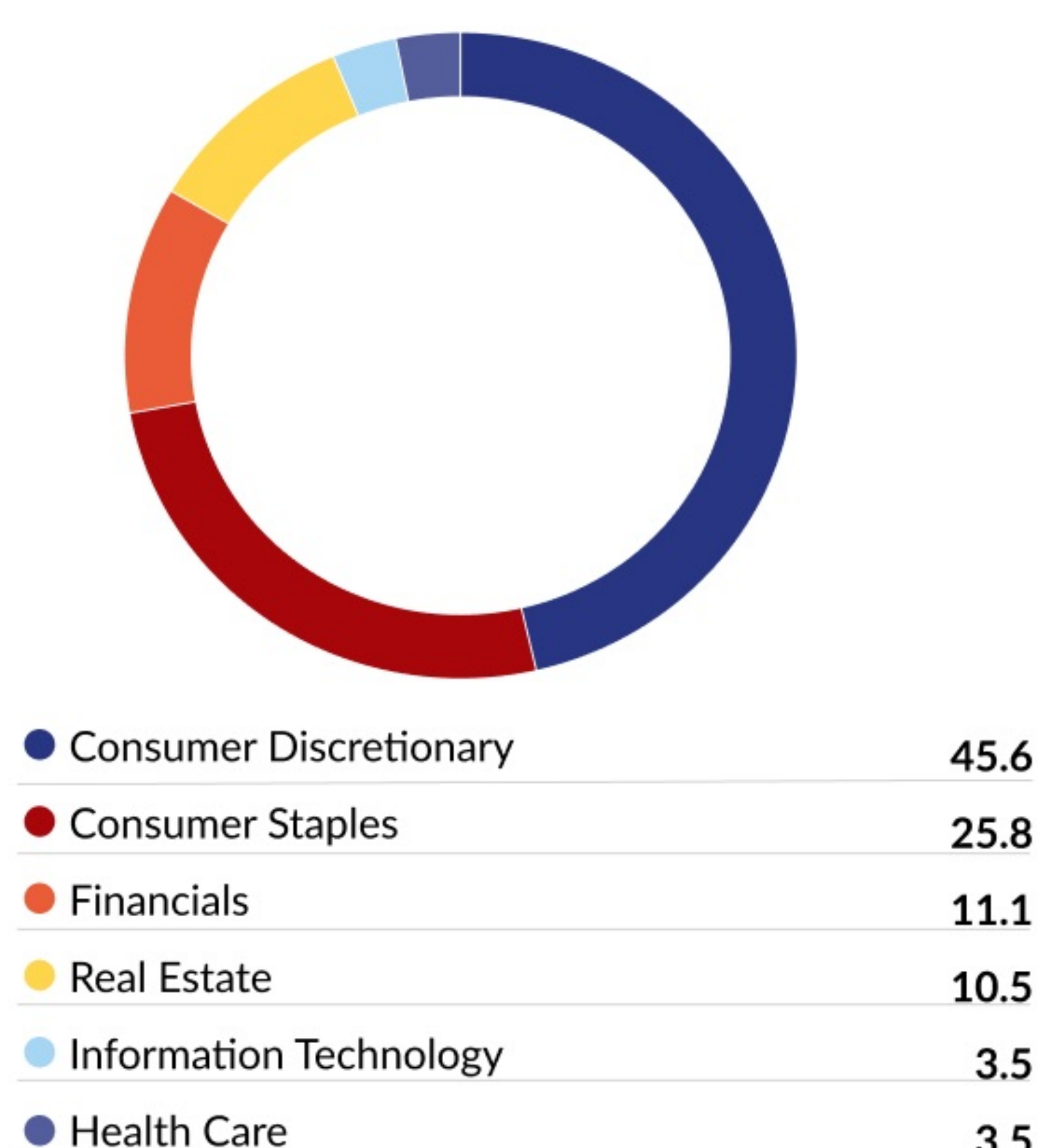
## PORTFOLIO BREAKDOWN

### Top 10 Positions

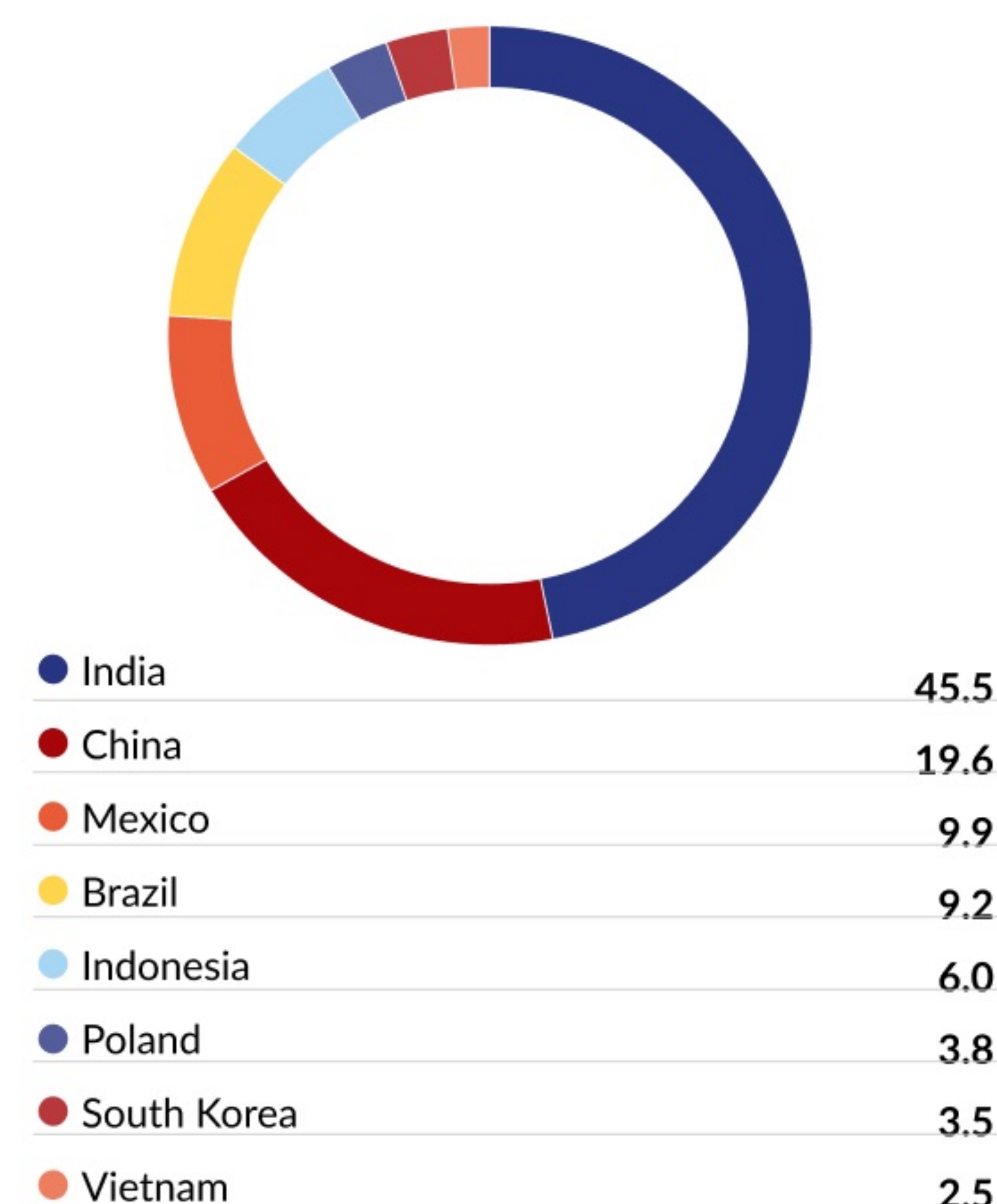
Company	% of Holding
Varun Beverages	5.0
Macrotech Developers	4.5
New Oriental	4.2
Dino Polska	3.8
Mercadolibre	3.7
DLF	3.5
Samsung Electronics	3.5
Bank Rakyat	3.4
Apollo Hospitals	3.4
TVS Motor	3.3
<b>Number of Holdings</b>	<b>34</b>

The securities identified and described do not represent all of the securities purchased, sold or recommended for client accounts. The reader should not assume that an investment in the securities identified was or will be profitable.

### Sector Allocation



### Geographic Allocation



### MARKETING COMMUNICATION



## MANAGER'S COMMENTARY

The Fund has had a good month, with the net asset value rising by 4.5%. This compares with a gain of 3.9% for the MSCI Emerging Markets Index. For the year as a whole the Fund has risen by 9.4% which, coincidentally, is almost the same as the Index, 9.8%. Regular readers will know that the Fund dropped behind its benchmark in the first two months of 2023, owing to the strength of the semiconductor stocks which comprise a large part of the index. Because this is a consumer orientated strategy they inevitably hardly feature in our portfolio. We are encouraged that our consumer stocks have come back into their own and made up the ground lost in Q1.

India has had a remarkably good year with the MSCI India Index (USD) rising by 21.4%, and, pleasingly, this statistic considerably understates the gains (of 37.0%) made by the portfolio's Indian exposure. The country is prospering, with the reforms and improvements brought about by the Modi government starting to pay handsome dividends. Inflation is under control, with beneficial effects on interest rates, the banks are in good health, and the property sector, which has been in an eight year slough of despond, is reviving rapidly. The service sector in India is expanding fast and some extremely promising investment opportunities in ecommerce are starting to appear. As a result of greatly improved infrastructure, the country is also emerging as an alternative source of investment for international companies diversifying away from China, which is keeping employment at a high level. We remain very positive on the Indian market with almost half of the portfolio there and do not subscribe to the view put about in some quarters that the market is overvalued. The long-term opportunity is simply too compelling and exciting.

By contrast, China has continued to be challenging as it has done for most of the last three years. The market has declined sharply as the economy has been very slow to normalise after the protracted Covid lockdown and, as has been well documented, the property sector is in crisis and exerting a depressing effect on consumption. The MSCI China Index (USD) ended the year 10.8% lower, a statistic which looks a lot less bad than the reality, because the index was enhanced by price rises in a number of state-owned enterprises which enjoyed some government support during the year. The portfolio's China holdings contributed -10.2%. That said, stock valuations in China are now exceedingly low, and the Fund's holdings there are confined to sectors which seem to us to be well founded, economically important, and likely to recover strongly in due course. China is already on course to dominate the global electric vehicle industry, travel and tourism remain a top spending priority for most Chinese people, and the ecommerce and service sector is one of the most firmly established in the world.

In ASEAN we have found it difficult to find many attractive stocks. For much of the year we owned Thailand's largest private hospital operator, as well as two holdings in Indonesia, which have performed reasonably, as well as a Vietnamese residential property developer. In LATAM Mexico and Brazil became more important as the year progressed, with positions in both markets covering Coca-Cola distributors and convenience store operators, as well as one ecommerce player. All have made solid progress since they were established, and in our view the outlook for both countries is improving. In Brazil, interest rates are at extraordinarily elevated levels, especially in real terms, and look set to fall dramatically, while Mexico is enjoying the benefits of US companies relocating manufacturing away from China.

Despite the difficulties that face China, we enter 2024 in an optimistic frame of mind. As the year progresses, we expect to see inflationary pressures dissipate, due to lower energy costs and aggressive export pricing from China. As a result, interest rates are likely to fall, the US dollar to weaken, and Emerging Markets, with their low valuations and improving domestic economies to be an increasingly attractive investment destination.

## RATINGS



Aubrey is gold rated in the **Global Emerging Markets** Sector by Citywire for their rolling risk adjusted performance, across the sector, over a seven year period.



## CONTACTS

### Investment Enquiries

EMAIL	clientservices@aubreycm.co.uk
TELEPHONE	+44 (0)131 226 2083

### Head Office

ADDRESS	Aubrey Capital Management Limited 10 Coates Crescent Edinburgh EH3 7AL
---------	---

## ENVIRONMENTAL, SOCIAL & GOVERNANCE

Aubrey bases its measures for ESG analysis on the United Nations Global Compact. This framework provides us with a foundation for assessing corporate sustainability where we focus our analysis on four themes:

1. Human Rights: Companies should respect the internationally declared human rights laws.
2. Labour: Elimination of discrimination in the workplace as well as all forms of forced labour.
3. Environment: Encourage companies to develop and create initiatives that promote sustainability.
4. Anti-Corruption: Businesses should eliminate corruption in all forms, including bribery.

Signatory of:



## IMPORTANT INFORMATION

Aubrey Capital Management Limited is authorised and regulated by the Financial Conduct Authority and registered as an Investment Adviser with the US Securities & Exchange Commission. No offer is made to buy or sell any security or investment product. This is not a solicitation to invest in any investment product of Aubrey Capital Management Limited. Investors in the strategy are exposed to fluctuations in the value of investments, which can go down as well as up, may be subject to significant volatility due to market conditions and changes in foreign exchange rates. The benchmark is an index, the performance of which is not affected by fees and expenses like the strategy. Past investment performance is not an indication of future performance. The Fund aims to invest all its assets in emerging market equities which have a higher than average risk when compared to investing in more established markets as investments may be affected by local market conditions. As a result of these risks, you should ensure investment in the Fund is suitable for you. If you are still unsure, seek independent professional advice.

Aubrey Capital Management has taken reasonable care to ensure the accuracy of this information at the time of publication but it is subject to change without notice and it does not in any way constitute investment advice or an offer or invitation to deal in securities.

MSCI: The MSCI information may only be used for your internal use, may not be reproduced or disseminated in any form and may not be used as a basis for or a component of any financial instruments or products or indices. None of the MSCI information is intended to constitute investment advice or a recommendation to make (or refrain from making) any kind of investment decision and may not be relied on as such. Historical data and analysis should not be taken as an indication or guarantee of any future performance analysis, forecast or prediction. The MSCI information is provided on an "as is" basis and the user of this information assumes the entire risk of any use made of this information. MSCI, each of its affiliates and each other person involved in or related to compiling, computing or creating any MSCI information (collectively, the "MSCI Parties") expressly disclaims all warranties (including, without limitation, any warranties of originality, accuracy, completeness, timeliness, non-infringement, merchantability and fitness for a particular purpose) with respect to this information. Without limiting any of the foregoing, in no event shall any MSCI Party have any liability for any direct, indirect, special, incidental, punitive, consequential (including, without limitation, lost profits) or any other damages. (www.msci.com).

Please click [here](#) to access the Fund's documentation.