

## KEY FACTS

### Investment Objective

The Fund's objective is to generate investment returns by investing in companies that are focused on the growth in consumption and services in emerging markets. The portfolio provides exposure to this philosophy through active stock picking based on a fundamental bottom-up approach with disciplined analytics and an awareness of macro factors. The focus is on growth companies, which are domiciled, or carrying out the main part of their economic activity, in an emerging market country. The Fund is suitable for investors seeking long term capital appreciation.

### Fund Information

FUND TYPE	Open-ended UCITS Fund
LEGAL FORM	SICAV
MANAGEMENT COMPANY & ADMINISTRATOR	Edmond de Rothschild Asset Management (Lux)
CUSTODIAN	Edmond de Rothschild
DOMICILE	Luxembourg
SFDR	Article 8

FUND INCEPTION DATE	2nd March 2015
SHARE CLASS DATE	18th May 2016
FUND SIZE	£148.0 m
STRATEGY SIZE	£424.4 m
INDEX	MSCI TR Net Emerging Markets USD
PRICING FREQUENCY	Daily
MANAGERS	Andrew Dalrymple, John Ewart, Rob Brewis

## MANAGER COMMENTARY

May was another strong month for the Fund, rising 11.4%, ahead of the MSCI Emerging Markets Index, which rose 10.6%. Gains for both the Fund and the market remained focussed on the technology sector and AI data centres. The unresolved Middle East conflict faded further from investors' minds, at least for the time being.

The Korean semiconductor giants continued to lead the charge, with **SK Hynix** gaining 81.4% and, for the moment, joining **Samsung Electronics** (up 43.8%) and **TSMC** as \$1tn market cap companies. In Taiwan, **MediaTek** continued to play catch-up, gaining 65.1%, while **TSMC** advanced by a relatively sedate 10%. The Fund's relatively new position in China, **Zhongji Innolight**, rose 34.0%.

There were many earnings releases during the quarter and for the most part they continued to far exceed expectations, especially in the technology sector. **SK Hynix**, for example, reported Q1 revenue growth of 198% and record margins, while **Samsung Electronics** revenue increased by a more modest 50%, reflecting its more diversified business mix. Forecasts for both companies continue to rise, although upgrades are now more pronounced in 2027 estimates as confidence grows in the longevity of tight chip supply.

**MediaTek** results were mixed, reflecting the declining mobile phone chip business, but the company significantly raised its Q4 2026 AI ASIC revenue guidance to \$2bn from the prior full-year target of \$1bn, with expectations now exceeding \$10bn in 2027.

Outside Korea and Taiwan, the other major markets remained subdued. In China, market heavyweights such as **Alibaba** and **Tencent** produced mixed results and continued to decline, falling 5.8% and 8.7%, respectively. Likewise, India was largely flat, although we are encouraged that fears of gas shortages appear to have eased and the economy is proving relatively resilient. It remains a clear beneficiary of any resolution in the Gulf.

In Brazil, politics is beginning to feature ahead of the October elections, and the conservative candidate, Flavio Bolsonaro, suffered a setback in the polls after becoming embroiled in a banking scandal from a few years ago. Another term for Lula is not what the markets hope for. We have reduced exposure over the past few months from over 10% to 4% today.

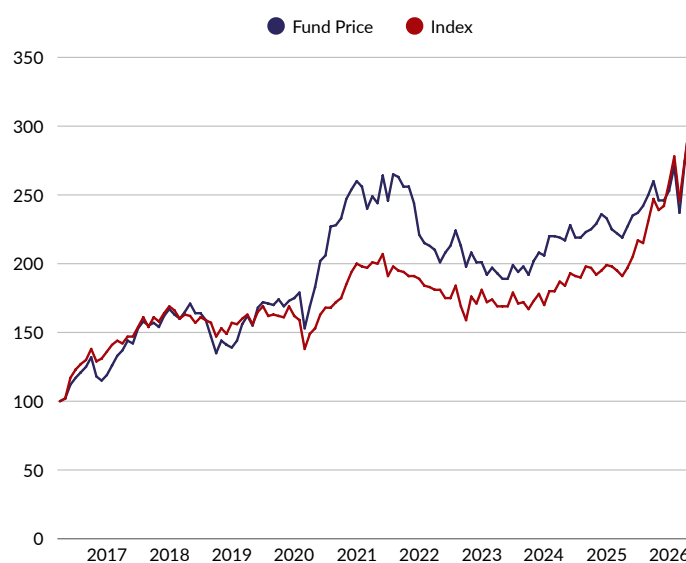
Despite the strong gains of recent months, earnings forecasts have continued to be upgraded meaningfully, and the portfolio still appears attractively valued overall.

## NET PERFORMANCE

CUMULATIVE %	1M	YTD	1Y	3Y	5Y	INCEPTION
Fund Return	11.4	23.9	34.3	61.5	24.8	204.9
Index Return	10.6	25.5	54.2	80.3	51.7	204.0

CALENDAR YEAR %	2025	2024	2023	2022	2021	2020	2019	2018	2017
Fund Return	4.2	13.4	3.5	-17.6	-3.8	47.0	22.7	-13.0	41.3
Index Return	24.3	9.6	4.1	-10.6	-1.7	14.9	13.8	-9.4	25.3



All performance data for the Aubrey Global Emerging Markets Opportunities Fund Class RC1 GBP. **Fund Source:** Aubrey Capital Management. Performance data is calculated on a net basis by deducting fees incurred at fund level (e.g. the management fee and other fund expenses), save that it does not take account of initial charges or switching fees (if any). Income reinvested is included on a net of tax basis. **Index Source:** MSCI, MSCI TR Net Emerging Markets USD income reinvested net of tax. Since inception performance figures are calculated from 18th May 2016. Calendar year performance refers to full calendar years.

These figures refer to the past. **Past performance is no guarantee of future results.** Investment returns may increase or decrease as a result of currency fluctuations.

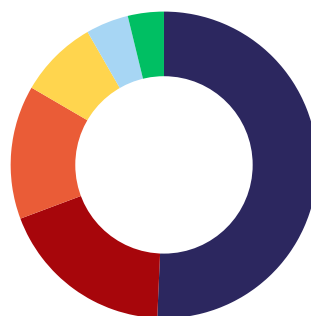
## PORTFOLIO BREAKDOWN

### Top 10 Positions

Company	% of Holding
TSMC	9.8
SK Hynix	9.5
Samsung Electronics	8.8
MediaTek	5.5
Delta Electronics	4.4
Contemporary Amperex	4.1
DBS Group	3.1
Asia Vital Components	2.6
Capitec Bank	2.6
Zhongji Innolight	2.6
<b>Number of Holdings</b>	<b>34</b>

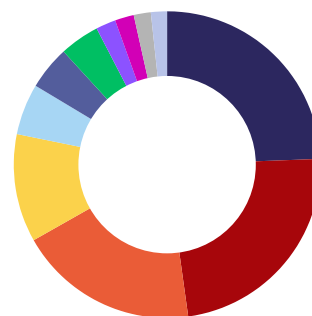
The securities identified and described do not represent all of the securities purchased, sold or recommended for client accounts. The reader should not assume that an investment in the securities identified was or will be profitable.

### Sector Allocation



Information Technology	50.7
Financials	18.6
Consumer Discretionary	14.1
Industrials	8.3
Consumer Staples	4.5
Communication Services	3.8

### Geographic Allocation



Taiwan	24.4
South Korea	23.4
China	19.0
India	11.4
Singapore	5.4
South Africa	4.6
Brazil	4.2
Hong Kong	2.1
Mexico	2.0
Philippines	1.8
Columbia	1.7

## AVAILABLE SHARE CLASS PRICES

SHARE CLASS	PRICE	ISIN	BLOOMBERG	MANAGEMENT FEE	ONGOING CHARGES FIGURE	MINIMUM SUBSCRIPTION	MIN. ADDITIONAL SUBSCRIPTION
IC1 USD	217.26	LU1177490023	M3AIC1U LX Equity	0.75%	1.08%	USD 70,000	No Minimum
RC1 GBP	236.74	LU1391034839	M3ARC1G LX Equity	0.75%	1.08%	No Minimum	No Minimum
IC1 EUR	193.07	LU1391035307	AUGEIC1 LX Equity	0.75%	1.08%	EUR 70,000	No Minimum
RC1 EUR	129.44	LU2490823338	MVGFBIC LX Equity	1.50%	1.86%	No Minimum	No Minimum

Ongoing Charges Figures (OCF) are based on the annual expenses to 31 December 2025, and do not include transaction costs. [Refer to the relevant KIIDs \(for UK-based investors\) or PRIIPS KIDS \(for investors based in registered European countries\).](#)

## FUND PLATFORMS

7IM, Aberdeen Elevate, Aberdeen Wrap, AEGON, AJ Bell, AllFunds, Attrax, AVIVA, BNY Pershing, CoFunds, Comdirect, DWP, Embark, FFB, Fidelity, FNZ, Fondsdepot, Fundment, Hargreaves Lansdown, Interactive Investor, Inversis, James Hay, M&G, Morningstar Wealth, Novia Global, Nucleus Financial Services, P1 Platform, Parmenion, Quilter, SECCL, Transact, True Potential, Utmost, Wealthtime

## CONTACTS

### Investment Enquiries

EMAIL	clientservices@aubreycm.co.uk
TELEPHONE	+44 (0) 131 226 2083

### Dealing Enquiries

CONTACT	Edmond de Rothschild
EMAIL	edram-ta@caceis.com
TELEPHONE	+ 352 2488 8616

### Head Office

ADDRESS	Aubrey Capital Management Limited 10 Coates Crescent Edinburgh EH3 7AL
---------	---

## RISK STATEMENT

The Fund may experience the following risks:

**Emerging market risk:** Exposure to emerging markets assets generally entails greater risks than exposure to well-developed markets, including potentially significant legal economic and political risks. Other factors include greater liquidity, counterparty and volatility risks, restrictions on investment, settlement disruption and difficulties valuing securities.

**Currency risk:** The Fund invests in assets which are denominated in currencies other than the base currency of the relevant Share Class. Accordingly, the value of such assets may be affected favourably or unfavourably by fluctuations in currency exchange rates.

**China:** Investments in China A-shares through the Stock Connect Scheme involve specific risks.

The list of risks is not exhaustive. For further information on risks, please refer to the Fund prospectus (in English). The Fund's Risk and Reward Profile is detailed in the KIIDs (for UK-based investors, in English), and the Risk Indicator is provided in the PRIIPS KIDS (for investors based in registered European countries, in English or German).

### PRIPS RISK INDICATOR (EEA)

Lower Risk Higher risk

←.....→

Potentially lower reward Potentially higher reward

1	2	3	4	5	6	7
---	---	---	---	---	---	---

The risk indicator assumes you keep the Product until maturity end of the recommended holding period (7 years). The actual risk can vary significantly if you cash in at an early stage and you may get back less. The summary risk indicator is a guide to the level of risk of this Product compared to other products. It shows how likely it is that the Product will lose money because of movements in the markets or because we are not able to pay you. Risk Category 5 reflects high potential gains and/or losses for the portfolio. The capital is not guaranteed.

## IMPORTANT INFORMATION

This factsheet is a marketing communication issued by Aubrey Capital Management Limited, who are authorised and regulated by the Financial Conduct Authority, and can be used for retail clients in the UK and Germany. Distribution is limited to Professional Clients in all other countries where lawful.

Please refer to the [Prospectus and the KIIDs \(for UK investors, in English\) or PRIIPS KIDS \(for EU investors, in English or German\)](#) before making any final investment decisions and if you are still unsure, seek independent professional advice. Investors in the Fund are exposed to fluctuations in the Fund's value, which can go down as well as up, and may be subject to significant volatility due to market conditions and changes in foreign exchange rates. Investment in the Fund does not equal direct ownership of the Fund's underlying assets. Past investment performance is not an indication of future performance.

Aubrey Capital Management has taken reasonable care to ensure the accuracy of this information at the time of publication but it is subject to change without notice and it does not in any way constitute investment advice or an offer or invitation to deal in securities. The Fund is not registered for sale in the United States and is not available to, or for the benefit of, U.S. persons as defined by U.S. securities laws.

The fund is available for distribution in Luxembourg (where it is domiciled and regulated by the CSSF), the UK, Germany, Netherlands, Spain and Switzerland. In Switzerland, the SICAV's prospectus, PRIIPS KID, the articles of association, the annual and semi-annual report(s) and/or any such documents in English, which are required for the approval in compliance with the applicable foreign law, may be obtained free of charge from the Swiss Representative and Paying Agent, RBC Investor Services Bank S.A., Esch-sur-Alzette, Zurich Branch, Bleicherweg 7, CH-8027 Zurich. This document may only be distributed in Switzerland to qualified investors within the meaning of Art. 10 para. 3 to 3ter CISA.

The manager or the Management Company may decide to terminate the arrangements made for the marketing of its collective investment undertakings in accordance with Article 93a of Directive 2009/65/EC and Article 32a of Directive 2011/61/EU. [A summary of investors rights \(in English\) can be found here.](#)

MSCI: The MSCI information may only be used for your internal use, may not be reproduced or disseminated in any form and may not be used as a basis for or a component of any financial instruments or products or indices. None of the MSCI information is intended to constitute investment advice or a recommendation to make (or refrain from making) any kind of investment decision and may not be relied on as such. Historical data and analysis should not be taken as an indication or guarantee of any future performance analysis, forecast or prediction. The MSCI information is provided on an "as is" basis and the user of this information assumes the entire risk of any use made of this information. MSCI, each of its affiliates and each other person involved in or related to compiling, computing or creating any MSCI information (collectively, the "MSCI Parties") expressly disclaims all warranties (including, without limitation, any warranties of originality, accuracy, completeness, timeliness, non-infringement, merchantability and fitness for a particular purpose) with respect to this information. Without limiting any of the foregoing, in no event shall any MSCI Party have any liability for any direct, indirect, special, incidental, punitive, consequential (including, without limitation, lost profits) or any other damages. (www.msci.com).

[Please click here to access the Fund's documentation.](#)